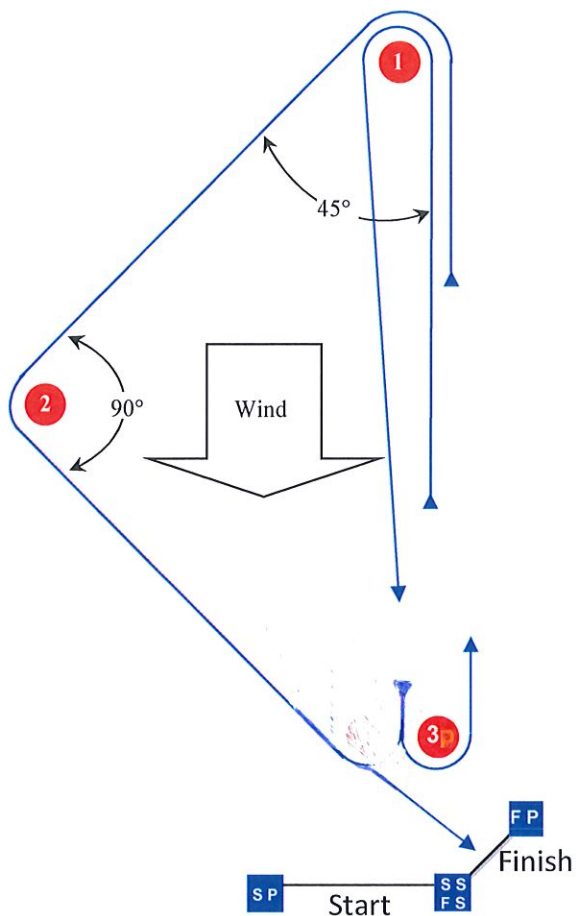


Course Illustration – Triangular course reaching finish

TR



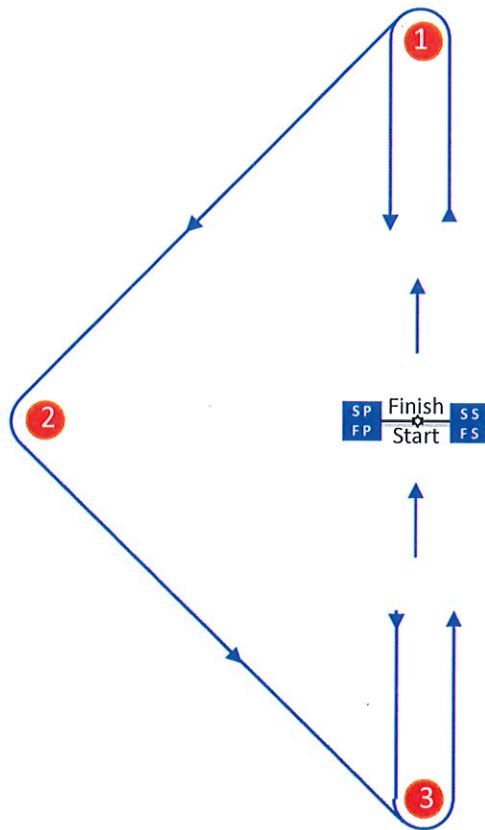
Course: Triangular Reaching Finish

Signal	Mark Rounding Order
TR1	Start – 1 – 2 – Finish
TR2	Start – 1 – 2 -- 3 – 1 – 2 – Finish
TR3	Start – 1 – 2 -- 3 – 1 – 2 – 1 – 2 – 3 – Finish

Mark	Description
1	Orange inflatable
2	Orange inflatable
3	Orange inflatable
SS	Starting mark starboard end Staff/mast displaying orange flag on committee boat
SP	Starting mark port end
FS	Finishing mark starboard end Staff/mast displaying blue flag on committee boat
FP	Finishing mark port end

Course Illustration – Triangular course start finish middle of beat

T



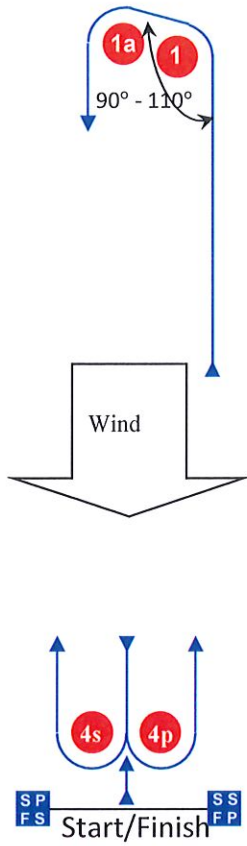
Course: Triangular course start finish middle of beat

Signal	Mark Rounding Order
T1	Start – 1 – 2 – 3 – Finish
T2	Start – 1 – 2 – 3 – 1 – 3 – Finish
T3	Start – 1 – 2 – 3 – 1 – 3 – 1 – 2 – 3 – Finish

Mark	Description
1	Orange inflatable
2	Orange inflatable
3	Orange inflatable
SS Starting mark starboard end	Staff/mast displaying orange flag on committee boat
SP Starting mark port end	
FS Finishing mark starboard end	Staff/mast displaying blue flag on committee boat
FP Finishing mark port end	

Course Illustrations – Windward Leeward with offset

LA



Course: Leeward finish

Signal	Mark Rounding Order
LA2	Start – 1 – 1a – 4s/4p – 1 – 1a – Finish
LA3	Start – 1 – 1a – 4s/4p – 1 – 1a – 4s/4p – 1 – 1a – Finish
LA4	Start – 1 – 1a – 4s/4p – 1 – 1a – 4s/4p – 1 – 1a – 4s/4p – 1 – 1a – Finish

Mark	Description
	Orange inflatable
	White inflatable
	Orange Inflatable
SS Starting mark starboard end	Staff/mast displaying orange flag on committee boat
SP Starting mark port end	
FS Finishing mark starboard end	
FP Finishing mark port end	Staff/mast displaying blue flag on committee boat